

650922-5 ✓ ACTIVE

EUROCARD | Eurocard Type R


TE Internal #: 650922-5

Eurocard Connectors, Plug, Board-to-Board, 150 Position, .1 in [2.54 mm] Centerline, Printed Circuit Board, 3 Row, Vertical, Eurocard Type R

[View on TE.com >](#)



Connectors > PCB Connectors > Backplane Connectors > Eurocard Connectors



Connector & Housing Type: **Plug**

Connector System: **Board-to-Board**

Termination Post & Tail Length: **3.3 mm [.13 in]**

Number of Positions: **150**

Centerline (Pitch): **2.54 mm [.1 in]**

Features

Product Type Features

| | |
|-----------------------------------|-----------------------|
| Connector & Housing Type | Plug |
| Connector System | Board-to-Board |
| Sealable | No |
| Connector & Contact Terminates To | Printed Circuit Board |
| DIN Size | Half |
| DIN Level | II |

Configuration Features

| | |
|--------------------------------------|----------|
| Number of Positions | 150 |
| Number of Rows | 3 |
| PCB Mount Orientation | Vertical |
| Number of Columns | 50 |
| Number of Power or Coaxial Positions | 150 |
| Number of Signal Positions | 150 |
| Rows Loaded | A, B, C |

Electrical Characteristics

| | |
|-------------------|---------|
| Operating Voltage | 250 VAC |
|-------------------|---------|

Contact Features

| | |
|-----------------------|-------------------------------|
| Contact Cross Section | .64 x .64 mm [.025 x .025 in] |
|-----------------------|-------------------------------|



| | |
|---|---|
| PCB Contact Termination Area Plating Material Thickness | 2.54 – 5.08 μm [100 – 200 μin] |
|---|---|

| | |
|--------------|-----|
| Contact Type | Pin |
|--------------|-----|

| | |
|--|--|
| Contact Mating Area Plating Material Thickness | .76 μm [30 μin] |
|--|--|

| | |
|--------------------------------------|------|
| Contact Mating Area Plating Material | Gold |
|--------------------------------------|------|

| | |
|---|----------|
| PCB Contact Termination Area Plating Material | Tin-Lead |
|---|----------|

| | |
|-----------------------|-------|
| Contact Base Material | Brass |
|-----------------------|-------|

| | |
|------------------------------|-------|
| Contact Current Rating (Max) | 1.5 A |
|------------------------------|-------|

Termination Features

| | |
|---|-----------------------|
| Termination Method to Printed Circuit Board | Through Hole - Solder |
|---|-----------------------|

| | |
|--------------------------------|----------------|
| Termination Post & Tail Length | 3.3 mm[.13 in] |
|--------------------------------|----------------|

Mechanical Attachment

| | |
|-----------------------|--------------|
| Mating Alignment Type | Polarization |
|-----------------------|--------------|

| | |
|------------------|------|
| Mating Alignment | With |
|------------------|------|

| | |
|---------------------|---------|
| PCB Mount Alignment | Without |
|---------------------|---------|

| | |
|---------------------|---------|
| PCB Mount Retention | Without |
|---------------------|---------|

| | |
|-------------------------|-------------|
| Connector Mounting Type | Board Mount |
|-------------------------|-------------|

Housing Features

| | |
|------------------|----------------|
| Housing Material | Polyester - GF |
|------------------|----------------|

| | |
|---------------|------|
| Housing Color | Gray |
|---------------|------|

| | |
|--------------------|----------------|
| Centerline (Pitch) | 2.54 mm[.1 in] |
|--------------------|----------------|

Dimensions

| | |
|------------------|-------------------|
| Connector Height | 11.51 mm[.453 in] |
|------------------|-------------------|

| | |
|--------------------|----------------|
| Row-to-Row Spacing | 2.54 mm[.1 in] |
|--------------------|----------------|

Usage Conditions

| | |
|-----------------------------|--|
| Operating Temperature Range | -55 – 105 $^{\circ}\text{C}$ [-67 – 221 $^{\circ}\text{F}$] |
|-----------------------------|--|

Operation/Application

| | |
|----------|----|
| Shielded | No |
|----------|----|

| | |
|---------------------|----------------|
| Circuit Application | Power & Signal |
|---------------------|----------------|

Industry Standards

| | |
|------------------------|----------|
| UL Flammability Rating | UL 94V-0 |
|------------------------|----------|

Packaging Features

| | |
|------------------|-----|
| Packaging Method | Box |
|------------------|-----|



Product Compliance

[For compliance documentation, visit the product page on TE.com>](#)

| | |
|---|---|
| EU RoHS Directive 2011/65/EU | Not Compliant |
| EU ELV Directive 2000/53/EC | Compliant with Exemptions |
| China RoHS 2 Directive MIIT Order No 32, 2016 | Restricted Materials Above Threshold |
| EU REACH Regulation (EC) No. 1907/2006 | Current ECHA Candidate List: JUNE 2022 (224) Candidate List Declared Against: JUNE 2022 (224) SVHC > Threshold: Pb (13% in Component Part) Article Safe Usage Statements: Do not eat, drink or smoke when using this product. Wash thoroughly after handling. Recycle if possible and dispose of the article by following all applicable governmental regulations relevant to your geographic location. |
| Halogen Content | Not Low Halogen - contains Br or Cl > 900 ppm. |
| Solder Process Capability | Wave solder capable to 240°C |


Product Compliance Disclaimer

This information is provided based on reasonable inquiry of our suppliers and represents our current actual knowledge based on the information they provided. This information is subject to change. The part numbers that TE has identified as EU RoHS compliant have a maximum concentration of 0.1% by weight in homogenous materials for lead, hexavalent chromium, mercury, PBB, PBDE, DBP, BBP, DEHP, DIBP, and 0.01% for cadmium, or qualify for an exemption to these limits as defined in the Annexes of Directive 2011/65/EU (RoHS2). Finished electrical and electronic equipment products will be CE marked as required by Directive 2011/65/EU. Components may not be CE marked. Additionally, the part numbers that TE has identified as EU ELV compliant have a maximum concentration of 0.1% by weight in homogenous materials for lead, hexavalent chromium, and mercury, and 0.01% for cadmium, or qualify for an exemption to these limits as defined in the Annexes of Directive 2000/53/EC (ELV). Regarding the REACH Regulation, the information TE provides on SVHC in articles for this part number is based on the latest European Chemicals Agency (ECHA) 'Guidance on requirements for substances in articles' posted at this URL: <https://echa.europa.eu/guidance-documents/guidance-on-reach>


Compatible Parts

| | | | |
|--|---|--|--|
|  <p>TE Part # 5650405-5 ASSEMBLY,RECEPTACLE,EUROCARD,TYPE R</p> |  <p>TE Part # 5650875-5 ASSY,RECEPTACLE,EUROCARD,TYPE R</p> |  <p>TE Part # 5148295-5 ASSY,RECEPTACLE,EUROCARD,TYPE R</p> |  <p>TE Part # 5650959-5 ASSY,RECEPT,EUROCARD,TYPE R, LEAD-FREE,15</p> |
|--|---|--|--|

Also in the Series | Eurocard Type R



Eurocard Connectors(92)



Standard Edge Connectors(1)

Documents

Product Drawings

150 EURO TYPE R PIN ST ASSY

English

CAD Files

3D PDF

English

Customer View Model

[ENG_CVM_650922-5_H.2d_dxf.zip](#)

English

Customer View Model

[ENG_CVM_650922-5_H.3d_igs.zip](#)

English

Customer View Model

[ENG_CVM_650922-5_H.3d_stp.zip](#)

English

By downloading the CAD file I accept and agree to the [Terms and Conditions](#) of use.

Product Specifications

Application Specification

English

Product Environmental Compliance

TE Material Declaration

English